

Port Lincoln Primary School

2022 annual report data extract



**Government
of South Australia**
Department for Education

Port Lincoln Primary School Number: 0359

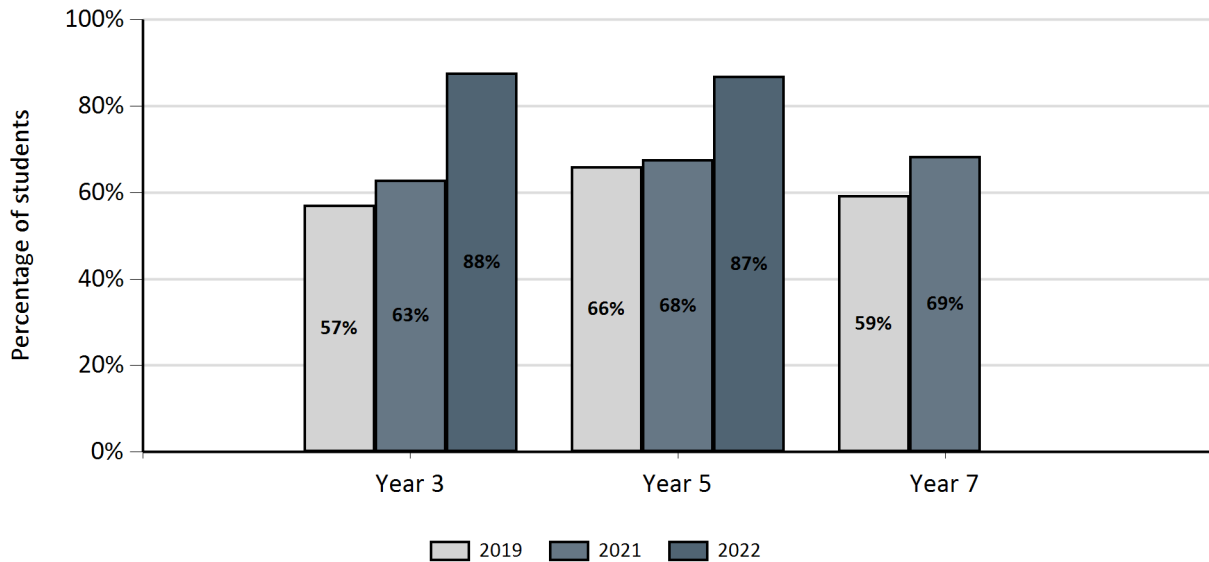
Partnership: Port Lincoln

Performance Summary

NAPLAN Proficiency

The Department for Education Standard of Educational Achievement (SEA) is defined as children and young people progressing and achieving at or above their appropriate year level. For NAPLAN, this is students achieving in proficiency bands 1 or more above the national minimum standard for reading and numeracy. The graph below identifies the percentage of non-exempt students enrolled in the school at the time of NAPLAN testing, who have demonstrated achievement in NAPLAN proficiency bands at or above the SEA for reading and numeracy.

Reading

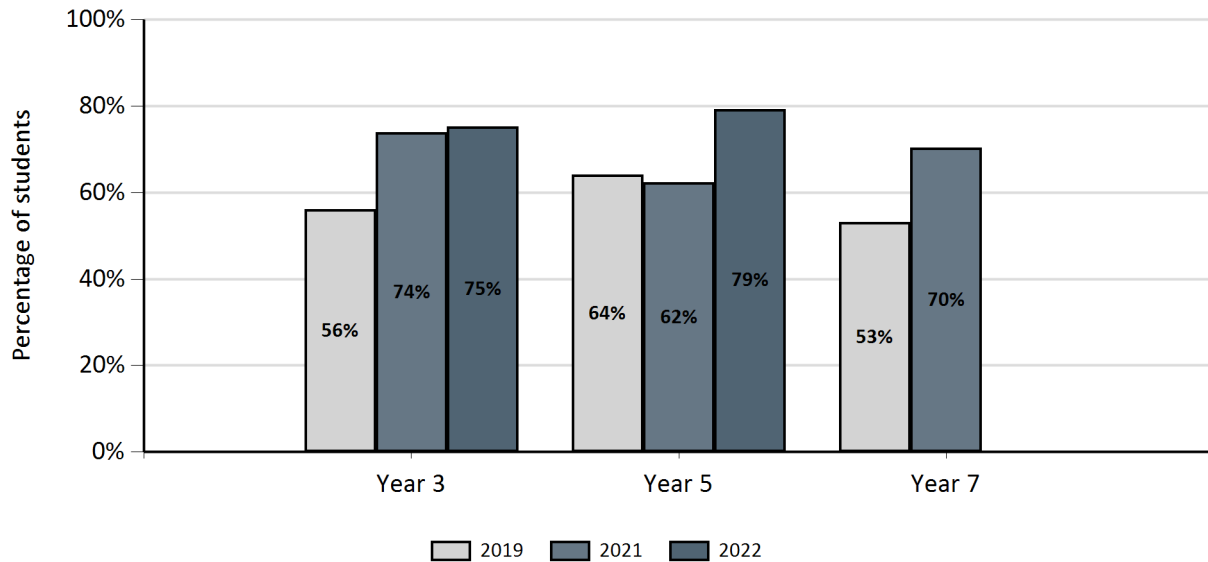


*NOTE: No NAPLAN testing was conducted in 2020.

Data Source: Department for Education special extract from National Assessment Program Literacy and Numeracy (NAPLAN) SA TAA data holdings, August 2022.

Reporting of data not provided when less than six students in the respective cohort. A blank graph may imply student count being less than six across all cohorts.

Numeracy



*NOTE: No NAPLAN testing was conducted in 2020.

Data Source: Department for Education special extract from National Assessment Program Literacy and Numeracy (NAPLAN) SA TAA data holdings, August 2022.

*NOTE: Reporting of data not provided when less than six students in the respective cohort. A blank graph may imply student count being less than six across all cohorts.

NAPLAN upper two bands achievement

This measure shows the number of non-exempt students enrolled at the time of NAPLAN testing who have demonstrated achievement in the relevant NAPLAN higher bands.

	No. of students who sat the test [^]		No. of students achieving in the upper two bands		% of students achieving in the upper two bands ^{**}	
	Reading	Numeracy	Reading	Numeracy	Reading	Numeracy
Year 03 2022	73	73	23	14	32%	19%
Year 03 2021-2022 Average	73.0	73.0	18.0	12.0	25%	16%
Year 05 2022	92	92	35	10	38%	11%
Year 05 2021-2022 Average	92.5	92.5	25.0	9.0	27%	10%
Year 07 2021-2022 Average	108.0	108.0	14.0	11.0	13%	10%

*NOTE: No NAPLAN testing was conducted in 2020.

Data Source: Department for Education special extract from NAPLAN SA TAA data holdings, August 2022.

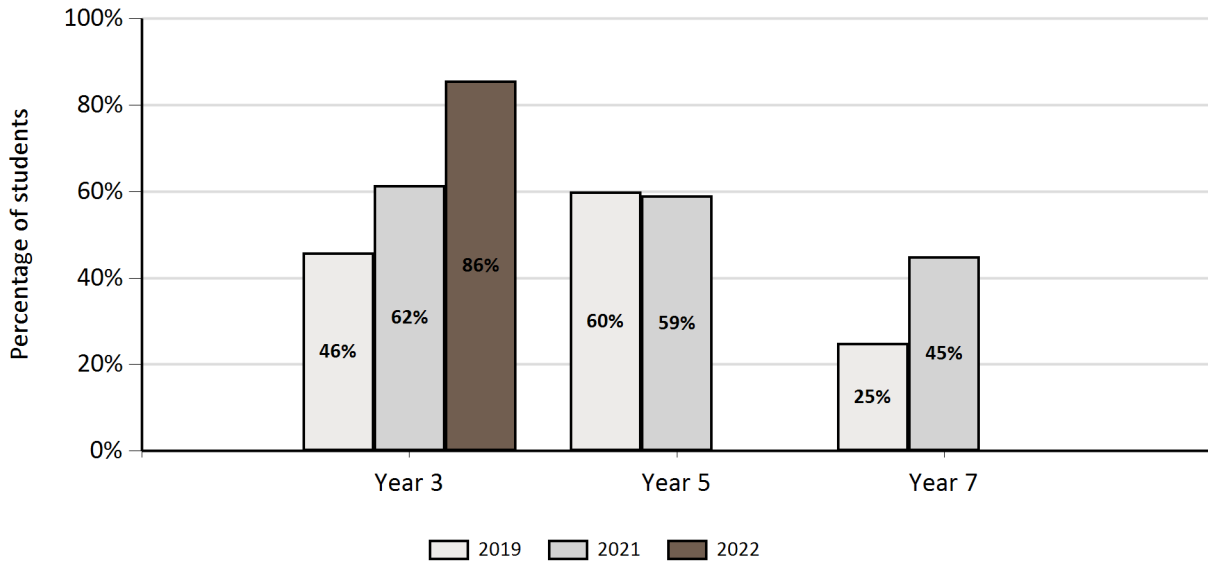
[^]includes absent and withdrawn students.

*Reporting of data not provided when less than six students in the respective cohort.

**Percentages have been rounded off to the nearest whole number.

NAPLAN proficiency - Aboriginal learners

Reading



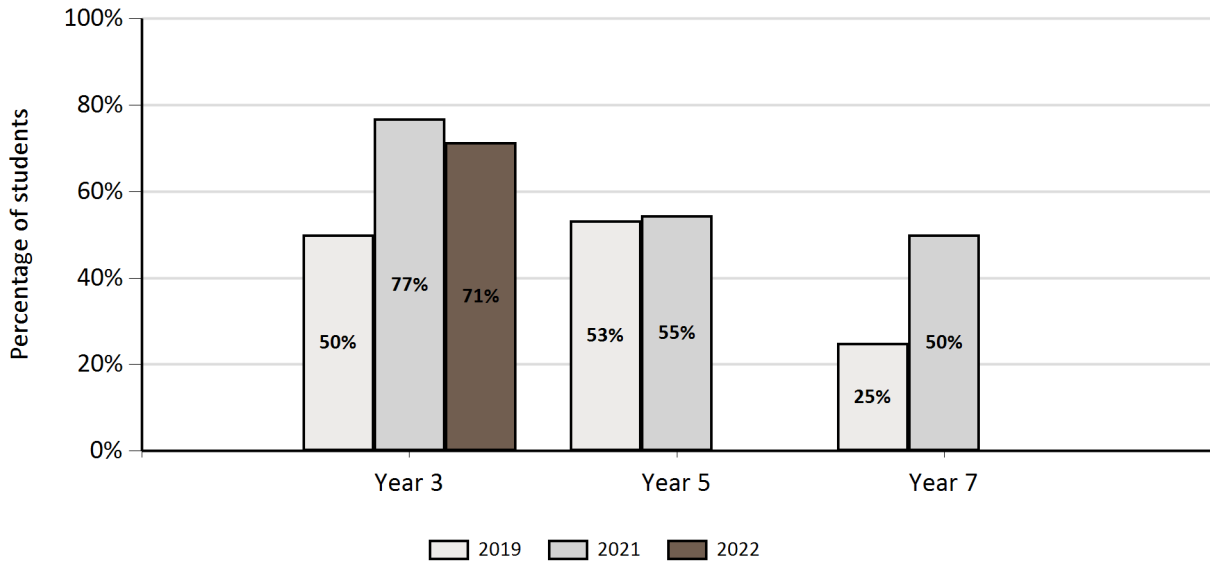
*NOTE: No NAPLAN testing was conducted in 2020.

Data Source: Department for Education special extract from NAPLAN SA TAA data holdings, August 2022.

Data not provided when less than six students in a cohort. A blank graph may imply student count being less than six across all cohorts.

Data is only shown for Aboriginal learners.

Numeracy



*NOTE: No NAPLAN testing was conducted in 2020.

Data Source: Department for Education special extract from NAPLAN SA TAA data holdings, August 2022.

Data not provided when less than six students in a cohort. A blank graph may imply student count being less than six across all cohorts.

Data is only shown for Aboriginal learners.

NAPLAN upper bands achievement - Aboriginal learners

This measure shows the number of non-exempt Aboriginal students enrolled at the time of NAPLAN testing who have demonstrated achievement in the relevant NAPLAN higher bands.

	No. of students who sat the test [^]		No. of students achieving in the upper two bands		% of students achieving in the upper two bands ^{**}	
	Reading	Numeracy	Reading	Numeracy	Reading	Numeracy
Year 03 2022	7	7	0	0	0%	0%
Year 03 2021-2022 Average	10.0	10.0	1.5	0.5	15%	5%
Year 05 2022	*	*	*	*	*	*
Year 05 2021-2022 Average	12.5	12.5	0.5	0.5	4%	4%
Year 07 2021-2022 Average	20.0	20.0	1.0	1.0	5%	5%

*NOTE: No NAPLAN testing was conducted in 2020.

Data Source: Department for Education special extract from NAPLAN SA TAA data holdings, August 2022.

[^]includes absent and withdrawn students.

*Reporting of data not provided when less than six students in the respective cohort.

**Percentages have been rounded off to the nearest whole number.

Attendance

Year level	2019	2020	2021	2022
Year 2	N/A	100.0%	N/A	16.7%
Year 3	91.8%	89.7%	89.8%	88.0%
Year 4	91.5%	86.8%	92.2%	83.1%
Year 5	90.8%	89.4%	90.2%	85.2%
Year 6	90.3%	85.8%	92.1%	83.8%
Year 7	89.0%	85.6%	88.8%	N/A
Primary Other	79.8%	73.9%	79.9%	81.9%
Total	90.5%	87.1%	90.3%	84.9%

Data Source: Site Performance Reporting System (SPER), Semester 1 attendance.

NOTE: A blank cell indicates there were no students enrolled.

Intended destination

Leave Reason	Number	%
NG - ATTENDING NON-GOV SCHOOL IN SA	6	17.1%
NS - LEFT SA FOR NSW	1	2.9%
QL - LEFT SA FOR QLD	1	2.9%
TG - TRANSFERRED TO SA GOVERNMENT SCHOOL	17	48.6%
U - UNKNOWN	6	17.1%
VI - LEFT SA FOR VIC	1	2.9%
WA - LEFT SA FOR WA	3	8.6%

Data Source: Education Department School Administration System (EDSAS) Data extract Term 3 2022. Data shows recorded destinations for students that left the school in the previous year.

Qualifications held by the teaching workforce and workforce composition

All teachers at this school are qualified and registered with the SA Teachers Registration Board.

Qualification Level	Number of Qualifications
Bachelor Degrees or Diplomas	50
Post Graduate Qualifications	16

Data Source: Department for Education HR Management Reporting System, extracted Term 3 2022 .

Please note: Qualification data is indicative only and reflects what has been recorded in the Department's HR system. Staff who have more than 1 qualification will be counted more than once in the above qualification table. Therefore the total number of staff by qualification type may be more than the total number of teaching staff.

Workforce composition including Indigenous staff

	Teaching Staff		Non-Teaching Staff	
	Indigenous	Non-Indigenous	Indigenous	Non-Indigenous
Full-Time Equivalents	1.0	29.9	3.6	16.8
Persons	1	35	5	25

Data Source: Department for Education HR Management Reporting System, extracted Term 3 2022 .